


# BONFAIRE®




ANCHOR PACKAGING  
INNOVATIVE SOLUTIONS WORLDWIDE

## HINGED SNACK TRAY






	Product Number	SKU#	Description	Capacity (oz. /ml)	Dimensions	Case Wt. (lb/kg)	Case Cube (ft <sup>3</sup> /m <sup>3</sup> )	Case Pack	TI/HI
	BF3200	4089896	Blue base snack tray with hinged clear lid and textured bottom	-	7.38" x 5.38" x 2.25" 18.7 cm x 13.7 cm x 5.7 cm	12.4 lbs. 5.6 kg	2.49 ft <sup>3</sup> 0.07 m <sup>3</sup>	200	8/3

## HINGED LIGHT MEAL TRAY

	Product Number	SKU#	Description	Capacity (oz. /ml)	Dimensions	Case Wt. (lb/kg)	Case Cube (ft <sup>3</sup> /m <sup>3</sup> )	Case Pack	TI/HI
	BF2325	4013341	Blue base light meal tray with hinged deep clear lid and textured bottom	-	10.62" x 5.25" x 2.38" 27 cm x 13.3 cm x 6.1 cm	16.28 lbs. 7.4 kg	3.61 ft <sup>3</sup> 0.10 m <sup>3</sup>	200	8/3

## HINGED FULL MEAL TRAYS





	Product Number	SKU#	Description	Capacity (oz. /ml)	Dimensions	Case Wt. (lb/kg)	Case Cube (ft <sup>3</sup> /m <sup>3</sup> )	Case Pack	TI/HI
	BF1000	4010567	Blue base full meal tray with hinged clear lid and top loading hot entree dish cavity	-	11" x 8" x 2" 27.9 cm x 20.3 cm x 5.1 cm	22.84 lbs. 10.4 kg	4.18 ft <sup>3</sup> 0.12 m <sup>3</sup>	200	6/2
	BF1102	4020594	Black base full meal tray with hinged clear lid and flat bottom	-	11" x 8" x 2" 27.9 cm x 20.3 cm x 5.1 cm	24.91 lbs. 11.3 kg	5.02 ft <sup>3</sup> 0.14 m <sup>3</sup>	200	6/2
	BF1205	4074186	Blue base full meal tray with hinged clear lid and left hand hot entree divider	-	11" x 8" x 2" 27.9 cm x 20.3 cm x 5.1 cm	26.32 lbs. 11.9 kg	4.18 ft <sup>3</sup> 0.12 m <sup>3</sup>	200	6/2






*Present your gourmet menus in our Executive Class Serviceware to your most discriminating clients in their corporate offices or First Class and executive aircraft cabins.*

## EXECUTIVE MEALS



	Product Number	SKU#	Description	Capacity (oz. /ml)	Dimensions	Case Wt. (lb/kg)	Case Cube (ft <sup>3</sup> /m <sup>3</sup> )	Case Pack	TI/HI
	BF5200	4028217	Black executive meal base	–	10.13" x 10.13" x 2" 25.7 cm x 25.7 cm x 5.1 cm	9.41 lbs. 4.3 kg	2.16 ft <sup>3</sup> 0.06 m <sup>3</sup>	50	6/6
	BF5215	4096784	Black executive meal tray insert for BF5200 with triangular and rectangular compartments	–	9.50" x 9.56" x 1.25" 24.1 cm x 24.3 cm x 3.2 cm	5.30 lbs. 2.4 kg	1.93 ft <sup>3</sup> .05 m <sup>3</sup>	50	6/6
	BF5216	4080442	Black executive meal tray insert for BF5200 with square and rectangular compartments	–	9.50" x 9.56" x 1.25" 24.1 cm x 24.3 cm x 3.2 cm	5.30 lbs. 2.4 kg	1.93 ft <sup>3</sup> .05 m <sup>3</sup>	50	6/6
	BF5250	4064621	Clear executive meal tray lid for BF5200	–	10.10" x 10.10" x 1.38" 25.7 cm x 25.7 cm x 3.5 cm	7.73 lbs. 3.5 kg	2.16 ft <sup>3</sup> 0.06 m <sup>3</sup>	50	6/6

## ACCESSORIES

	Product Number	SKU#	Description	Capacity (oz. /ml)	Dimensions	Case Wt. (lb/kg)	Case Cube (ft <sup>3</sup> /m <sup>3</sup> )	Case Pack	TI/HI
	BF6200	4021614	White, square insert dish	–	3" x 3" x 1.25" 7.6 cm x 7.6 cm x 3.2 cm	9 lbs. 4.1 kg	1.49 ft <sup>3</sup> 0.04 m <sup>3</sup>	1000	5/6
	BF9800C	4051900	White aluminum casserole	–	6.25" x 4" x 1" 15.9 cm x 10.2 cm x 2.5 cm	26 lbs. 11.8 kg	2.3 ft <sup>3</sup> .07m <sup>3</sup>	1000	6/7
	BF9061M	4045044	White cutlery kit (6 in 1: medium weight knife, fork, spoon, napkin, salt, pepper)	–	–	19 lbs. 8.6 kg	2.33 ft <sup>3</sup> .07 m <sup>3</sup>	500	9/5